

Shift Lock Function

■ Shift lock function

The shift lock function helps prevent the improper operation of the select lever.

- The select lever cannot be operated unless the ignition switch is turned to the "ON" position and the brake pedal is depressed.
- The select lever cannot be moved from the "P" position to any other position before the brake pedal is depressed. Depress the brake pedal first, and then operate the select lever.
- Only the "P" position allows you to turn the ignition switch from the "ACC" position to the "LOCK"/"OFF" position and remove the key from the ignition switch.
- If the ignition switch is turned to the "ACC" position while the select lever is in the "N" position, the select lever may not be moved to the "P" position without depressing the brake pedal and pressing the select lever button.

▼ Shift lock release

If the select lever cannot be operated, turn the ignition switch back to the "ON" position, then move the select lever to the "P" position with the select lever button pressed and the brake pedal depressed.

If the select lever does not move after

performing the above procedure, check and confirm the following and release the shift lock accordingly.

• When the select lever cannot be shifted from "P" to "N":

Refer to "Shift lock release using the shift lock release button" P361.

• When the select lever cannot be shifted from "N" to "R" or "P":

Place the ignition switch in the "ACC" position, then move the select lever to the "P" position with the brake pedal depressed.

If the select lever still does not move, refer to "Shift lock release using the shift lock release button" P361.

If the shift lock cannot be released without using the shift lock release button in the above cases, there may be a malfunction in the shift lock system or the vehicle control system.

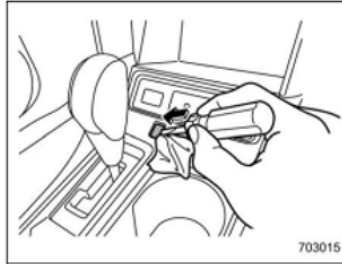
Contact a SUBARU dealer for an inspection as soon as possible.

▼ Shift lock release using the shift lock release button

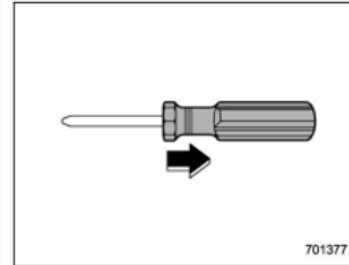
Perform the following procedure to release the shift lock.

1. Apply the parking brake and turn the ignition switch to the "LOCK"/"OFF"

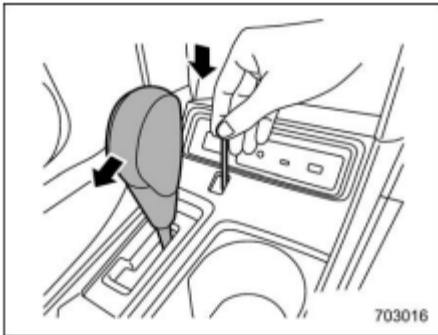
position.



2. Wrap the tip of a flat-head screwdriver with vinyl tape or a cloth and use it to remove the shift lock cover. The shift lock release button is located under the shift lock cover.



3. Remove the grip portion of the screwdriver.



4. While depressing the brake pedal, insert a screwdriver into the hole, move it right and left while pushing the shift lock release button using a screwdriver, and then move the select lever.

If the select lever does not move after performing the above procedure, the shift lock system may be malfunctioning. Contact a SUBARU dealer for an inspection as soon as possible.