

Roadside Safety DO'S & DON'TS



Flat tires, jump starts, and tows are all common roadside events that a majority of drivers have either witnessed as they're driving or experienced firsthand. But what's also common (and frequently overlooked) are the major dangers associated with roadside events that can lead to serious injuries, or worse.

So the next time you experience a roadside event, follow these tips to stay as safe as possible and to protect others both on and off the road.

IF YOU FEEL SOMETHING WRONG WITH YOUR VEHICLE

DO remain calm



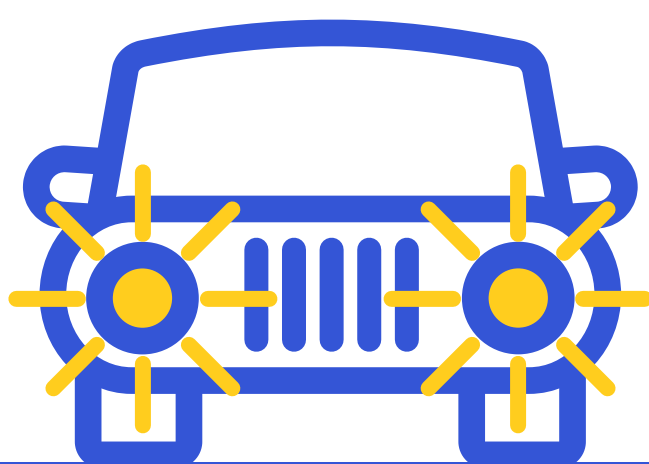
Assess the situation calmly. Initiate a plan to get off the road safely.

DON'T panic



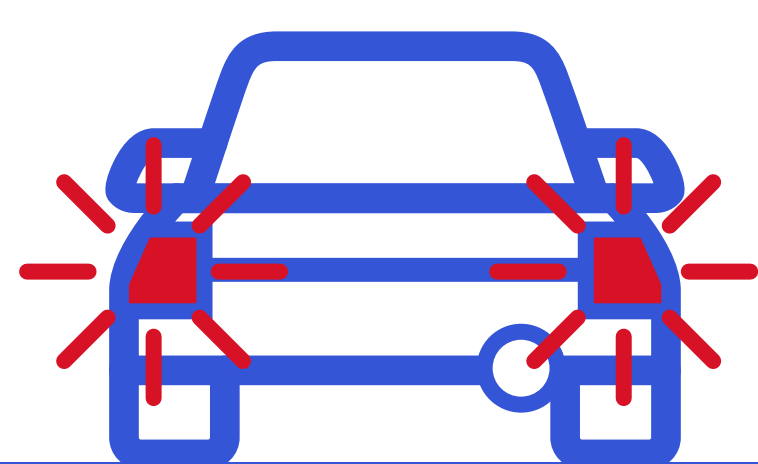
Avoid making stress-based decisions that can be harmful for yourself or others around you.

DO turn on your hazard lights



This will let other drivers know you're experiencing an issue and intend on slowing down or pulling over.

DON'T slam on the brakes




Fight the urge to immediately or abruptly stop your car. This is extremely dangerous in the middle of the road.

DO get off the road as soon as possible



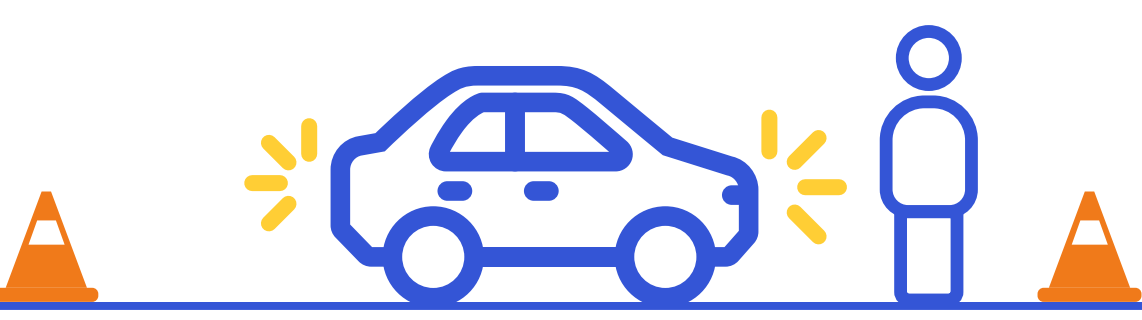
If possible, get off the road and far away from traffic. Otherwise, pull over onto the furthest right side of the shoulder.

DON'T pull over on the left shoulder



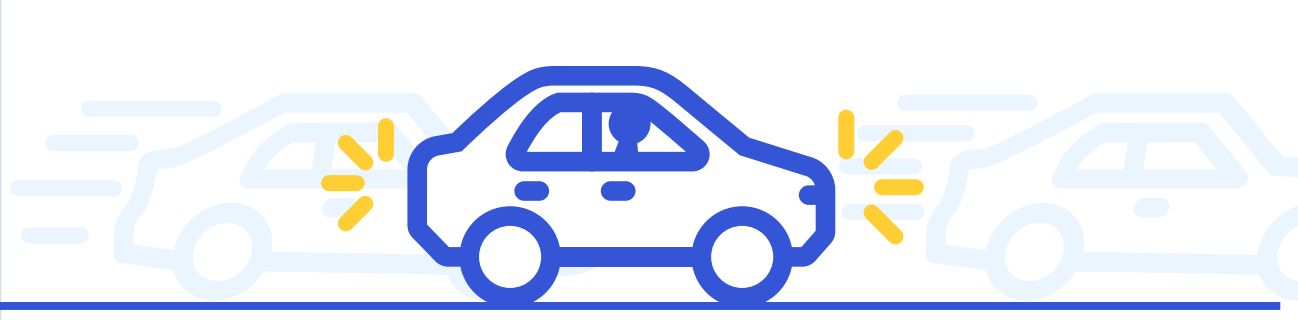
This is the most hazardous area to stop in the midst of ongoing traffic and compromises your safety exponentially.

DO make yourself visible



If you're in a safe area, exit your vehicle and set any emergency vehicle reflectives around your car—especially if you're in a dark area.

DON'T exit your vehicle unless it is safe to do so



Stay in your vehicle if you're in the presence of heavy traffic or secluded areas. Be cautious of your surroundings and accepting help from strangers.

DO leave it to the pros



Always call a professional to help. Service providers are experienced and trained to do roadside fixes safely and efficiently.

DON'T do it yourself (DIY)



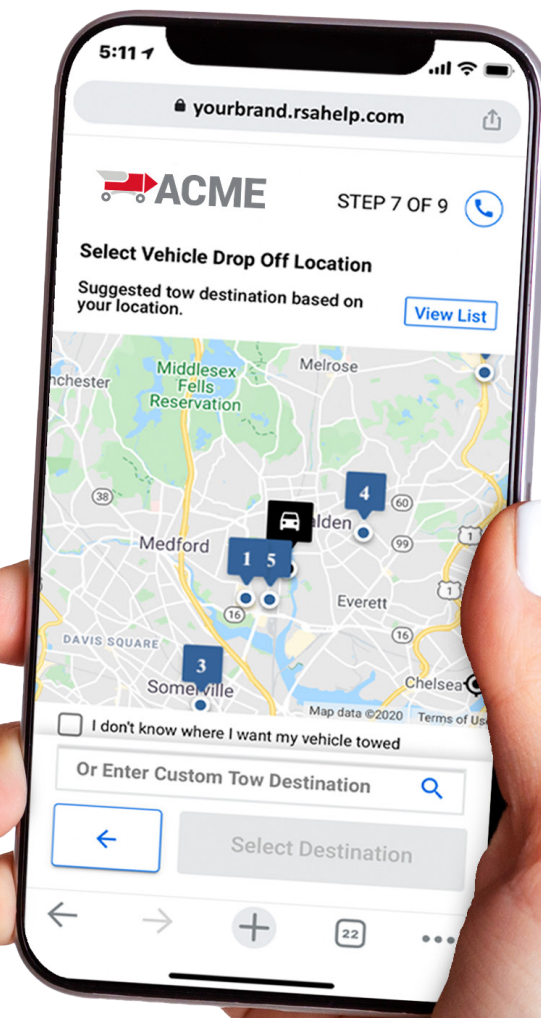
Serious injuries have occurred as a direct result of a DIY repair attempt gone wrong—especially in high-traffic areas or inclement weather.

DO use a roadside assistance program



You most likely have roadside assistance coverage through your vehicle warranty or auto insurance policy. Use it. If you don't, consider adding it to your policy. It's worth the peace of mind it provides.

DON'T waste time when you need help



The fastest, most effective way to request roadside is through your provider's mobile app. Familiarize yourself with how to request help so it's readily available when you need it most.