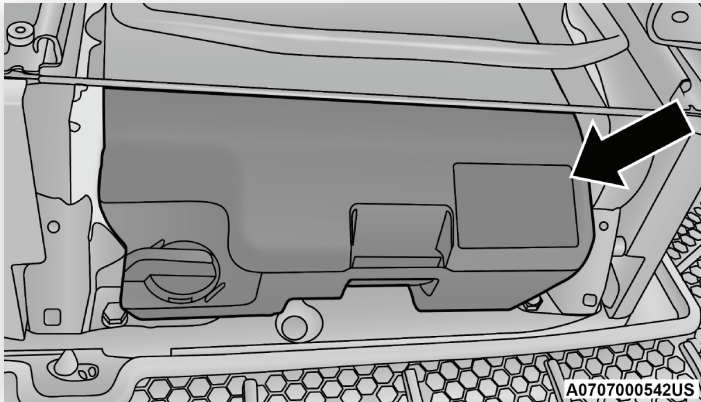


2021 Ram Promaster

Jack Location



The jack and jack tools are stored under the front passenger seat in a box, or next to or behind the driver seat in a tool bag. The box and the tool bag contain the same items.

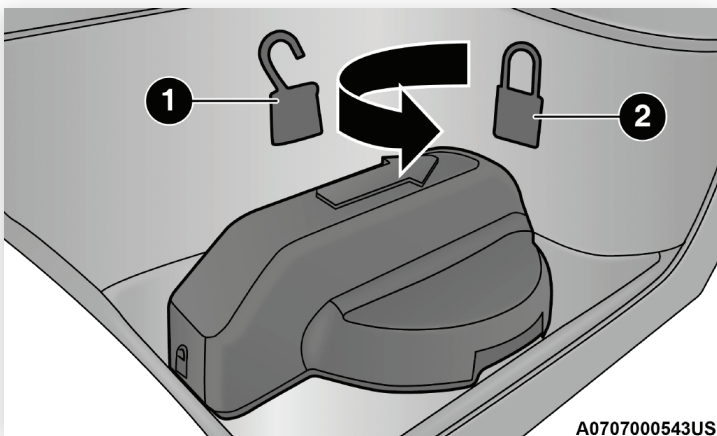


Jack Kit Location

To release the jack kit from its storage location, turn the lock knob a quarter turn counterclockwise to the unlock position.

CAUTION:

Do not force lock knob over limit. Damage to lock knob may occur.

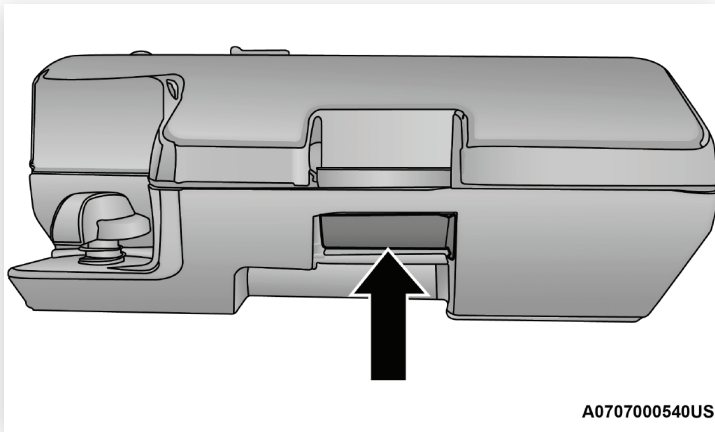


1. Unlock Position

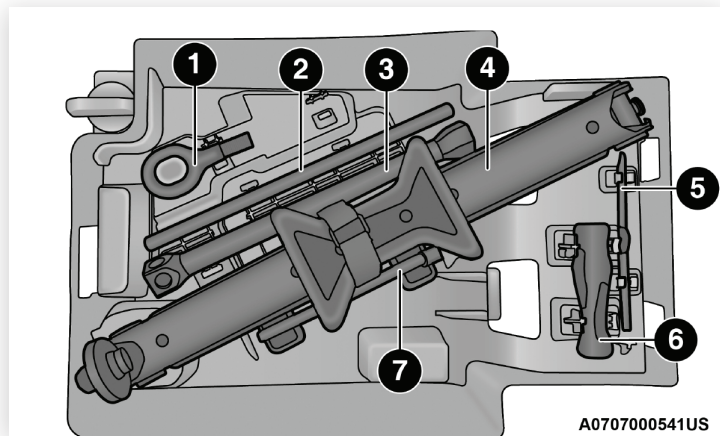
2. Lock Position

Lock Knob

To open the jack kit container, you must push the container's release to separate the top and bottom.



Container Release



Jacking Tools

- 1. Tow Eye
- 2. Wrench Handle
- 3. Lug Bolt Adapter
- 4. Jack
- 5. Reversible Tool
- 6. Tool Handle
- 7. Winch Extension