

2020 - 2025 Mercedes-Benz GLC 300 - Towing

Permitted Towing Methods

Towing with a raised axle: towing should be performed by a towing company.

Vehicles with rear wheel drive

Permitted towing methods

Both axles on the ground	Yes, for a maximum of 31 miles (50 km) at 31 mph (50 km/h)
Front axle raised	No
Rear axle raised	Yes, if the steering wheel is fixed in the center position with a steering wheel lock

4MATIC vehicles

Permitted towing methods

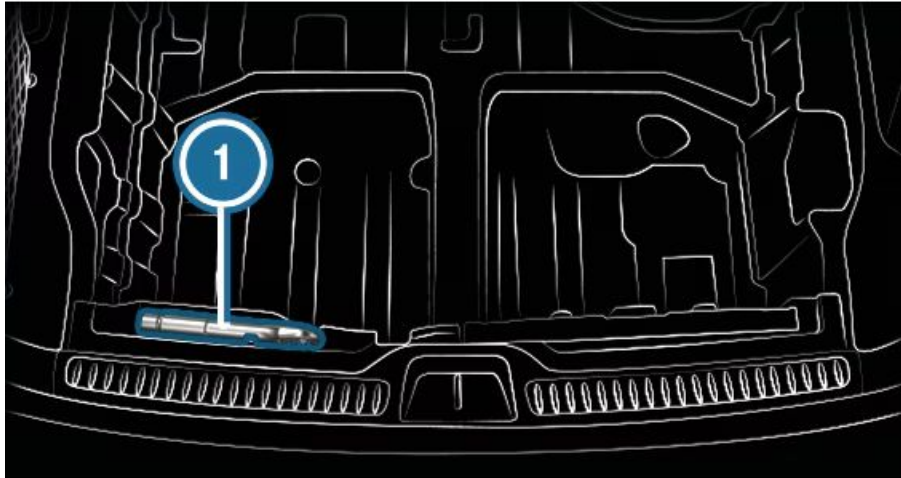
Both axles on the ground	Yes, for a maximum of 31 miles (50 km) at 31 mph (50 km/h)
Front axle raised	No
Rear axle raised	No


NOTE: We offer these best practices as a courtesy. Network participants remain solely responsible for the appropriate training and management of their personnel, following any and all industry standards for safety, and ongoing compliance with all local, state, federal laws, rules and regulations.

Mercedes-Benz GLC 300 - Towing

2020 - 2025

Tow Eye Location



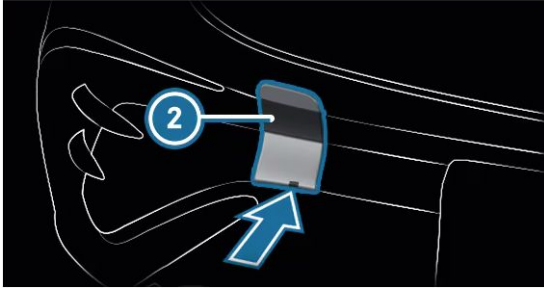
- The towing eye  is located under the cargo floor in the loading sill.

NOTE: We offer these best practices as a courtesy. Network participants remain solely responsible for the appropriate training and management of their personnel, following any and all industry standards for safety, and ongoing compliance with all local, state, federal laws, rules and regulations.


Mercedes-Benz GLC 300 - Towing

2020 - 2025

AMG Line



All other vehicles



Using a Tow Eye

AMG Line: Press the cover (1) on the rear bumper inwards at the marking and remove. Lever off the cover (2) on the front bumper from below using a suitable implement, e.g. a screwdriver. Remove the cover from the opening without detaching.

All other vehicles: press the cover (1) inwards at the marking and remove.

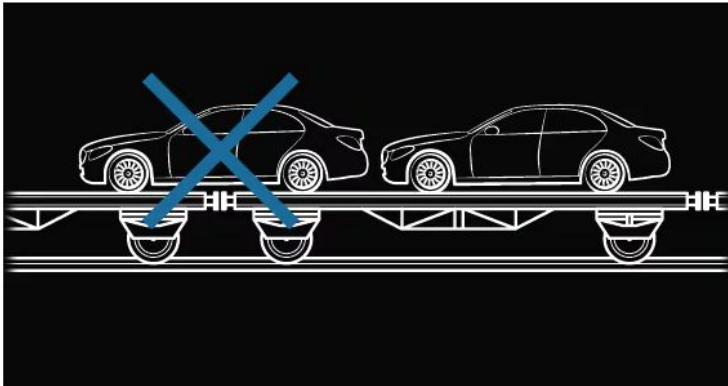
Screw in the towing eye in a clockwise direction as far as it will go.

NOTE: We offer these best practices as a courtesy. Network participants remain solely responsible for the appropriate training and management of their personnel, following any and all industry standards for safety, and ongoing compliance with all local, state, federal laws, rules and regulations.

Mercedes-Benz GLC 300 - Towing

2020 - 2025

4MATIC vehicles



✓ Make sure that the front and rear axles come to rest on the same transport vehicle.

Loading instructions

Load the vehicle correctly onto the transporter.

Ensure that all wheels are on the transportation surface.

Ensure that the vehicle is positioned parallel with the direction of travel.

Put the selector lever into position j.

Use the electric parking brake to secure the vehicle against rolling away.

Secure the vehicle only by the wheels.

NOTE: We offer these best practices as a courtesy. Network participants remain solely responsible for the appropriate training and management of their personnel, following any and all industry standards for safety, and ongoing compliance with all local, state, federal laws, rules and regulations.