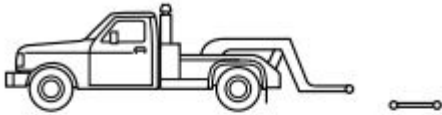
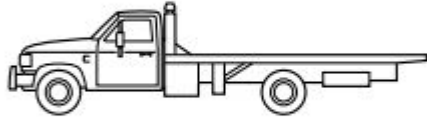


2017-2024 Ford Mustang (ICE)

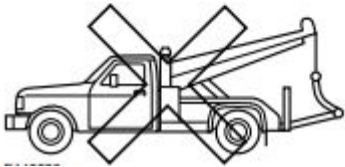
Towing Recommendations:



Ford recommend the use of a wheel lift and dollies OR flatbed equipment to tow the vehicle. Vehicle damage could occur if towed incorrectly, or by any other means.



Front-wheel and **rear-wheel drive** vehicles must have their designated drive wheels off the ground regardless of towing direction. Use tow dollies to prevent damage to the transmission.



All-wheel or **four-wheel drive** vehicles **REQUIRE** that all wheels be off the ground using a wheel lift and dollies or flatbed equipment. This prevents damage to the transmission and drive system.

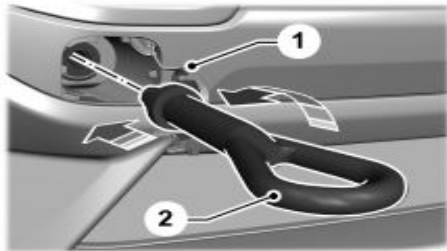
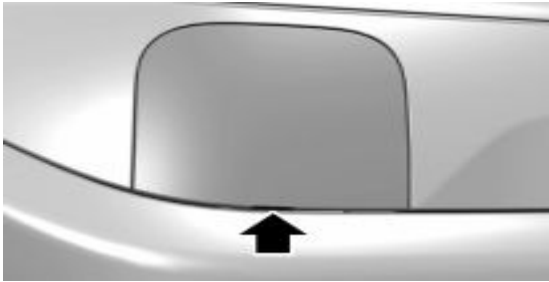
Note: You need to switch on the ignition to unlock the steering.

Note: Make sure you check the steering column before towing. It could lock if the battery is dead.

2017-2024 Ford Mustang (ICE)

Front Towing Point

Vehicles with EcoBoost™ Performance Package Vehicles with GT Performance Package



Note: The screw-in recovery hook has a left-hand thread.

There is an installation point for the recovery hook behind the fascia

Step 1 - Insert a suitable tool into the hole on the underside of the cover

Step 2 - Carefully pry off the cover

If the vehicle is equipped with a screw-in recovery hook, it is with the spare tire kit.

Insert the recovery hook into the installation point and turn it counterclockwise. Make sure you fully tighten the recovery hook.

NOTE: We offer these best practices as a courtesy. Network participants remain solely responsible for the appropriate training and management of their personnel, following any and all industry standards for safety, and ongoing compliance with all local, state, federal laws, rules and regulations.