

2017–2023 Tesla Model 3


Transport Mode & Towing



Prior to activating "Transport Mode" make all connections to Tow Vehicle to prevent roll away.



The Tow Eyelet is located in the Front Trunk under the trunk mat.



**Vehicles with no 12 Volt Power, the front trunk can be accessed via the two small jump leads on the back of the Tow Eyelet Cover*

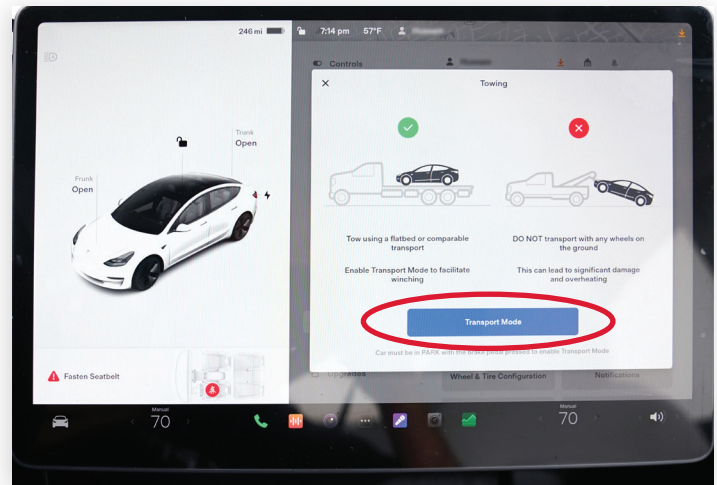
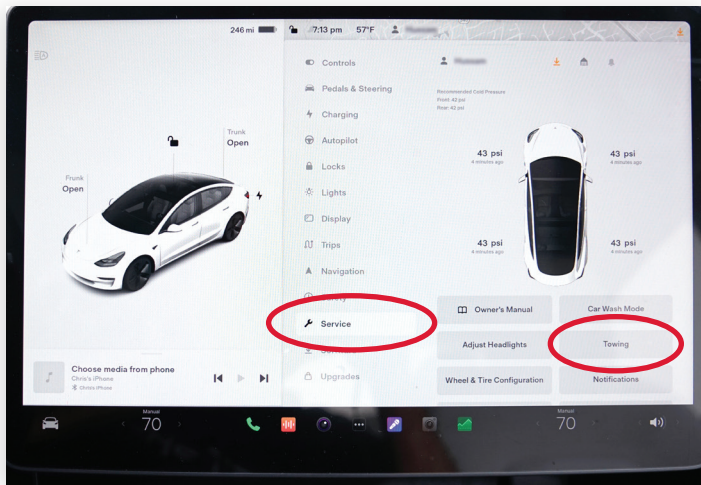
To remove Tow Eyelet Cover press in on the upper right side of Eyelet Cover, a plastic trim tool may be required to completely disengage cover from front bumper



Tow Eyelet is left hand threaded, install counterclockwise until its fully seated in the bumper beam.



Prior to activating “Transport Mode” make all connections to Tow Vehicle to prevent roll away.



In order to place the Model 3 into **Transport Mode** 12 volt power and detection of a key are required. Vehicle must be powered up

In the “SERVICE” menu on the touchscreen tap **TOWING**

Depress brake then tap **TRANSPORT MODE**

When it lights up blue the vehicle is now able to free roll for loading to a Rollback

Once loaded and strapped down with an **8 Point Tie Down Kit**, Transport Mode can be cancelled by selecting Park

Transport Mode will need to be selected when unloading vehicle at the destination.

**Vehicles with no 12 volt power can be jumped on the 12 volt battery to facilitate Transport Mode or skated onto a carrier if rolling the vehicle is not possible.*

Transport Mode is intended for moving the Model 3 short distances such as loading to a rollback or relocation from a parking space. While in Transport Mode the vehicle should only be rolled slowly, under 5 mph (3 km/h) and less than 30 feet (10 meters). Exceeding these values can result in drive motor damage.

Preferred method for Towing Tesla Model 3 is a Rollback/Flatbed Tow Truck and retained with an **8 Point Tie Down Kit**. In the event a Wrecker and Dollies are used it should only be for short distances or relocation to load to a Rollback. Towing on Dollies should be forward facing with the front tires in the wheel lift and rear tires on dollies.

